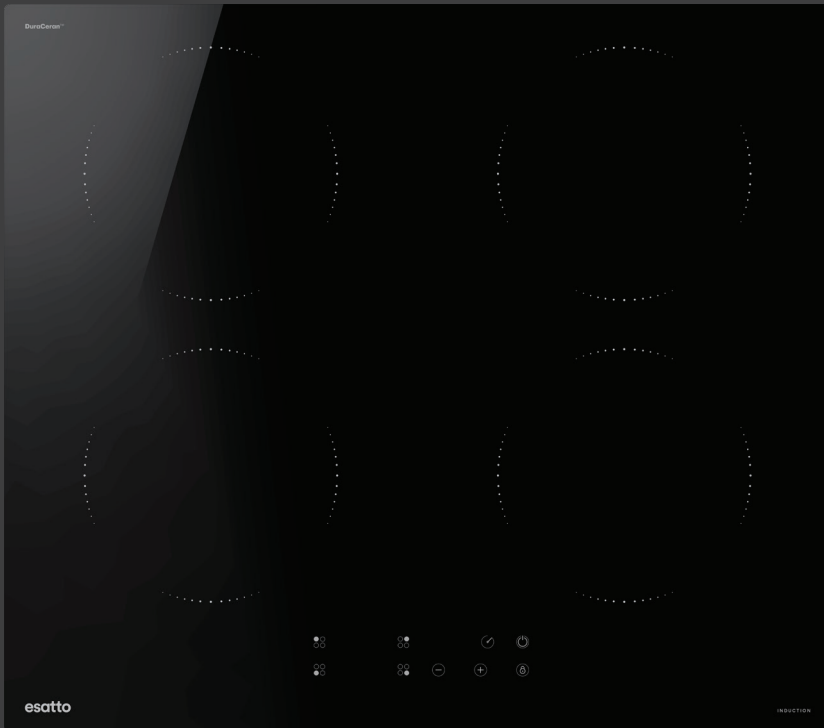


**esatto**

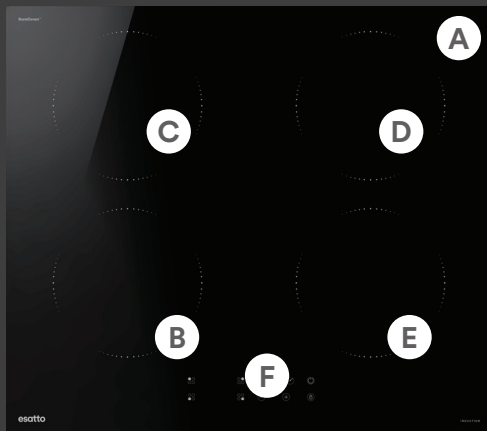
Ready to cook up a storm? Let's get started using this little **Quick Start Guide** to begin cooking with your **ECI604T** 60cm Induction Cooktop!



esatto

# Get ready to use your ECI604T 60cm Induction Cooktop!

## Your Cooktop



- A Durable Ceramic Glass
- B 1500W Zone
- C 2000W Zone
- D 1500W Zone
- E 2000W Zone
- F Touch Control Panel

## Get in Touch

Need help? Contact our friendly support team via the contact details below.

Phone / 1300 11 4357

Email / [support@residentiagroup.com.au](mailto:support@residentiagroup.com.au)

## Product Details


Dimensions (W, D, H mm) / 590 x 520 x 60

Cut-out (A, B mm) / 560 x 490

Warranty / 2 Years

Register your Esatto product online for a free additional year [esatto.house/warranty](http://esatto.house/warranty)

## Control Panel



- 1 Zone selection controls
- 2 Power & Timer regulating controls
- 3 Child lock button
- 4 Timer button
- 5 Power button

## Induction Cooking



This cooktop has been designed with a power limiter to ensure the cooktop does not exceed 2200W, allowing it to be plugged in to a standard 10amp power socket. **Note if hardwiring:** Power limitations will remain.

Induction cooking is a safe, advanced, efficient, & economical cooking technology. It works by electromagnetic vibrations generating heat directly in the pan, rather than indirectly through heating the glass surface. **Take caution** as the glass will eventually become hot through the residual heat of the pan.

Before using your new Induction cooktop:

- Read all instructions in your user manual
- Remove any protective film or stickers that may still be on your induction cooktop.

## We're on Socials!

 @esatto.house  @esatto.house

[www.esatto.house](http://www.esatto.house)