

esatto

This little Quick Start Guide
is everything you need to get
started so that your EDW6012S
60cm Freestanding Dishwasher
does all of your dirty work, literally!



esatto

Get ready to use your EDW6012S 60cm Stainless Steel Dishwasher!

The Controls

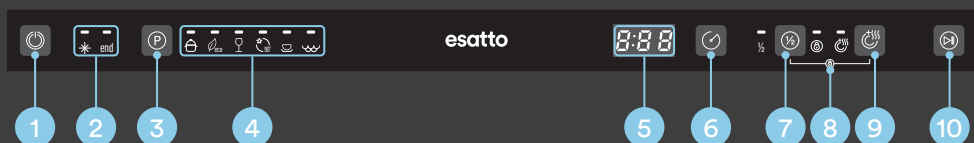
- 1 On/Off power button
- 2 Warning indicators
Rinse Aid & Program End
- 3 Program button
- 4 Program indicator lights
- 5 LED display
- 6 Delay Start button
1–24 hours
- 7 Half Load function button
- 8 Child lock function button
To activate & deactivate, press the Half Load & Extra Drying buttons together for 3 seconds.
- 9 Extra Drying function button
- 10 Start/Pause button

For a complete guide on operating your dishwasher, refer to user manual on pages 6–7 & 14–15.

Program Cycles

- **Soak**
A program suitable for rinsing dishes that you plan to wash later the same day.
- **Quick 30'**
A quick 30 minute wash suitable for lightly soiled dishes—does not include drying stage.
- **Super 90'**
A fast 90 minute daily program for lightly soiled dishes.
- **Glass**
Suitable for lightly soiled delicate glassware.
- **ECO**
A standard program for daily use with reduced energy and water consumption.
- **Intensive 65° C**
A hot intensive program suitable for heavily soiled dishes and cookware.

Note: To assist drying, we recommend partially opening the door after the program has finished.





Product Details

Dimensions (W, D, H mm) / **598 × 600 × 845**
Energy Rating (MEPS/WELS) / **3 / 4.5 Stars**
Capacity / **12 Place Settings**
Warranty / **2 Years**

Register your Esatto product online for a free additional year esatto.house/warranty

Get in Touch

Need help? Contact our friendly support team via the contact details below.
Phone / **1300 11 4357**
Email / support@residentiagroup.com.au

 @esatto.house  @esatto.house

www.esatto.house