


esatto

This little Quick Start Guide is everything you need to get started so that your EFLW800 Front Load Washing Machine does all of your dirty work, literally!



esatto

Get ready to use your EFLW800 Front Load Washing Machine

Installing your Washing Machine

Prior to installing your washing machine:

- Choose a solid and level surface that is away from direct sunlight.
- Remove the cardboard carton and styrofoam packaging.
- Lift the washing machine and remove the base packaging, ensuring the small triangle foam at the base is removed.
- Remove the tape securing the power supply cord and drain hose.
- Remove the inlet hose from the drum.
- Remove the transportation bolts.

Please refer to the user manual page 7–9 for more detailed installation instructions.

Preparing the machine for first use

Before using the washing machine to clean your laundry. You must perform one complete cycle without any clothes inside using the following steps:

1. Connect the power source and water.
2. Insert a small amount of detergent into the detergent drawer and close it.
3. Turn the Program dial to select a program.
4. Press the “Start/Pause” button to begin the wash cycle.
5. After the machine has completed its full cycle, the machine is now ready for use.

Product Details

Dimensions (W, D, H mm) / **595 x 565 x 850**

Capacity / **8kg**

Warranty / **2 Years**

Register your Esatto product online for a free additional year esatto.house/warranty

Washing Programs

- **Cotton:** Suitable to wash durable, heat-resistant textiles made of cotton or linen.
- **Jeans:** Suitable for washing all types of denim.
- **Delicate:** This program has a gentle water flow. Suitable for delicate, washable textiles such as silk, satin, synthetic fibers or blended fabrics.
- **Cotton ECO:** A economical cotton cycle that uses lower temperatures and less water over an extended period of time.
- **Spin Only:** This program can be used after a wash to remove excess water. However, the clothing will not be fully dry.
- **Rinse & Spin:** Simply rinses the load and then spins it.
- **Hot 90°C:** This program should be reserved for brightening whites, removing stubborn stains on cotton or linen, killing bacteria on heavily soiled items or performing a routine drum clean maintenance wash on your machine.
- **Mix:** Suitable for mixed fabric loads that require a more intense cleaning cycle.
- **Rapid 45:** Suitable for washing lightly dirty clothes quickly.
- **Quick 15:** Suitable for light loads with light soiling of which you would like to be cleaned in a hurry.



Please refer to the user manual page 14 for more detailed Washing Program details.

Get in Touch

Need help? Contact our friendly support team via the contact details below.

Phone / **1300 11 4357**

Email / support@residentialgroup.com.au

 @esatto.house  @esatto.house

www.esatto.house